

AI Writers Guild Lesson Plan

Module 5: Lesson 1

MODULE 5: First Draft

LESSON 1: Fundamentals of Writing Dialogue.

This week in the **AI Writers Guild**, we're embarking on an exciting journey into the art of **dialogue writing**! Imagine stepping into the shoes of a playwright or screenwriter, where every line spoken by your characters has the power to ignite tension, evoke empathy, and drive your story forward.

We'll unravel the secrets behind some of literature's most memorable lines, like Atticus Finch's empathetic wisdom from *To Kill a Mockingbird*, Dorothy's heartfelt realization in *The Wonderful Wizard of Oz*, and Count Dracula's chilling musings in *Dracula*. These examples will set the stage for exploring how dialogue enhances character depth, reveals hidden emotions through subtext, and brings themes to life.

But it doesn't stop there! This lesson focuses on making your characters sound as real and layered as the people around you. From reflecting personality quirks to capturing the nuances of cultural backgrounds, you'll discover how word choice, tone, and context turn good dialogue into unforgettable conversations.

Expect hands-on prompts that challenge you to write witty rivalries, heartfelt resolutions, and even master the delicate balance between dialogue, narrative, and action. Whether it's an elder wizard mentoring a sprightly apprentice or two friends hashing out an unspoken grudge, your dialogue will leap off the page with meaning and flair.

Get ready to wield the mighty pen (or keyboard) to craft words that resonate, spark, and inspire. The homework will put these newfound skills into action, ensuring your storytelling prowess reaches new heights.

Homework:

- Read "Word Wizards" Chapters 6 and 7. (The video says chapter 5. Please note that 6 and 7 are assigned.)
- Write a short dialogue-driven scene for your novel or story, applying the principles learned in class. Try out some or all the prompts in the lesson.
- Share some dialogue you liked in the Viva Engage stream.

Watch the Weekly Video:

- <https://logcabinschoolhouse.com/course-catalog>

Materials:









- Worksheet: Dialogue Adventure
- Lesson Plan

Trailblazers' Guide to Mastering Dialogue

Crafting Words That Spark and Shine!



Section 1: Power Prompts from the Lesson






Use these prompts to practice your dialogue-writing superpowers. Let your creativity flow and make your characters come alive!

1.  **Break It Down**
 - Write a dialogue between two characters where one explains a complex concept in simple terms to the other.
 2.  **Metaphor Maestro**
 - Create a conversation between a teacher and a student where the teacher uses metaphors to clarify a difficult subject.
 3.  **Speak Your World**
 - Write a dialogue between two characters from different backgrounds, emphasizing their unique ways of speaking.
 4.  **Wizard Words**
 - Craft a conversation where one character is an elderly wizard and the other a young apprentice, showcasing their age and experience through their dialogue.
 5.  **Hidden Feelings**
 - Develop a dialogue between two friends where one is secretly upset with the other. Use subtext to reveal their true feelings.
 6.  **Rivalry Revealed**
 - Compose a conversation between two rivals pretending to be polite, where their true animosity is hinted at through subtext.
 7.  **Conflict Escalates**
 - Write a series of dialogues that escalate a conflict between two characters, leading to a significant plot twist.
 8.  **Misunderstanding to Resolution**
 - Create a dialogue that starts with a misunderstanding and progresses to a resolution, moving the story forward.
-

Section 2: Bonus Prompts for Next-Level Dialogue

Looking for an extra challenge? Try these to deepen your skills and write dialogue that pops off the page!

1.  **Theatrical Flair**
 - Write a dialogue set during a dramatic moment—like a courtroom trial or a theatrical audition.
2.  **Mystery and Intrigue**

- Create a conversation between a detective and a suspect. Use the dialogue to subtly reveal clues and create suspense.
 - 3.  **Spy vs. Spy**
 - Craft a dialogue between two spies exchanging information in code. Make it clear what's happening without directly stating the facts.
 - 4.  **Intergalactic Chat**
 - Write a conversation between a human and an alien, highlighting their cultural and linguistic differences.
 - 5.  **Animal Instincts**
 - Create a dialogue between two anthropomorphic animals discussing their latest adventure.
 - 6.  **Battle Banter**
 - Develop a conversation between two warriors mid-battle. Use humor, strategy, and taunts to drive the scene.
 - 7.  **Storytelling within a Story**
 - Write a dialogue where one character tells another a story, revealing something significant about their personality.
-

Instructions:

Pick at least three prompts from Section 1 and one from Section 2 to complete. Challenge yourself to include subtext, emotional depth, or vivid character voices.

Big Ideas: Crafting Realistic and Effective Dialogue

• Dialogue Enhances Storytelling

- Dialogue is a powerful tool to reveal character traits, advance the plot, and maintain the story's pace.
- It fosters emotional connections between characters and the reader.

• Characters Speak Their Truth

- A character's dialogue should reflect their personality, background, and emotional state.
- How a character speaks can convey their values, upbringing, and current circumstances.

• Subtext Adds Depth

- What characters leave unsaid often reveals more than what they say.
- Subtext creates tension, adds humor, or explores deeper themes without explicit statements.

• Dialogue Should Be Clear and Purposeful

- Simplified, accessible dialogue ensures readability and realism.
- Effective dialogue avoids unnecessary jargon and keeps the story moving.

• Dialogue Balances Action and Narrative

- Well-crafted scenes integrate dialogue seamlessly with action and narrative description.
- A balanced approach ensures the reader stays engaged and connected to the story.

• Conflict and Stakes Are Key

- Dialogue can introduce or escalate conflict, keeping the reader invested.
- Through dialogue, characters can express motivations, fears, and desires, raising the stakes in the story.

• Foreshadowing Builds Anticipation

- Dialogue can hint at future events or twists, subtly building suspense.
- Effective foreshadowing keeps readers eager to see how the story unfolds.

This structured approach ensures Trailblazers grasp the fundamental principles of dialogue writing while sparking creativity!

CCSS:

Here are the potential standards covered in AI Writers Guild. If you are a teacher who has used these in the past, you could easily review these each week and highlight the ones you are covering. You could also weave in any that you feel AI Writers Guild didn't directly cover but would be easy to touch on alongside this curriculum.

Writing Standards (Grades 6-8)

1. Text Types and Purposes:

- **CCSS.ELA-LITERACY.W.8.3:** Write narratives to develop real or imagined experiences or events using effective technique, relevant descriptive details, and well-structured event sequences.
- **CCSS.ELA-LITERACY.W.8.3. A:** Engage and orient the reader by establishing a context and point of view and introducing a narrator and/or characters; organize an event sequence that unfolds naturally and logically.
- **CCSS.ELA-LITERACY.W.8.3. B:** Use narrative techniques, such as dialogue, pacing, description, and reflection, to develop experiences, events, and/or characters.

2. Production and Distribution of Writing:

- **CCSS.ELA-LITERACY.W.8.4:** Produce clear and coherent writing in which the development, organization, and style are appropriate to task, purpose, and audience.
- **CCSS.ELA-LITERACY.W.8.5:** With some guidance and support from peers and adults, develop and strengthen writing as needed by planning, revising, editing, rewriting, or trying a new approach.
- **CCSS.ELA-LITERACY.W.8.6:** Use technology, including the Internet, to produce and publish writing and present the relationships between information and ideas efficiently.

3. Research to Build and Present Knowledge:

- **CCSS.ELA-LITERACY.W.8.7:** Conduct short research projects to answer a question (including a self-generated question), drawing on several sources and generating additional related, focused questions that allow for multiple avenues of exploration.
- **CCSS.ELA-LITERACY.W.8.8:** Gather relevant information from multiple print and digital sources, using search terms effectively; assess the credibility and accuracy of each source; and quote or paraphrase the data and conclusions of others while avoiding plagiarism and following a standard format for citation.

Language Standards (Grades 6-8)

4. Conventions of Standard English:

- **CCSS.ELA-LITERACY.L.8.1:** Demonstrate command of the conventions of standard English grammar and usage when writing or speaking.
- **CCSS.ELA-LITERACY.L.8.2:** Demonstrate command of the conventions of standard English capitalization, punctuation, and spelling when writing.

5. Knowledge of Language:

- **CCSS.ELA-LITERACY.L.8.3:** Use knowledge of language and its conventions when writing, speaking, reading, or listening.

6. Vocabulary Acquisition and Use:

- **CCSS.ELA-LITERACY.L.8.4:** Determine or clarify the meaning of unknown and multiple-meaning words or phrases based on grade 8 reading and content, choosing flexibly from a range of strategies.
- **CCSS.ELA-LITERACY.L.8.5:** Demonstrate understanding of figurative language, word relationships, and nuances in word meanings.

Reading Standards for Literature (Grades 6-8)

7. Key Ideas and Details:

- **CCSS.ELA-LITERACY.RL.8.1:** Cite the textual evidence that most strongly supports an analysis of what the text says explicitly as well as inferences drawn from the text.
- **CCSS.ELA-LITERACY.RL.8.2:** Determine a theme or central idea of a text and analyze its development over the course of the text, including its relationship to the characters, setting, and plot.

8. Craft and Structure:

- **CCSS.ELA-LITERACY.RL.8.4:** Determine the meaning of words and phrases as they are used in a text, including figurative and connotative meanings; analyze the impact of specific word choices on meaning and tone.

These standards help ensure that students in the AI Writers Guild develop critical writing and analytical skills, understand the narrative structure, and effectively use technology in their writing process.

ISTE Standards for Students

1. Empowered Learner:

- **ISTE 1a:** Students leverage technology to take an active role in choosing, achieving, and demonstrating competency in their learning goals, informed by the learning sciences.

- **ISTE 1c:** Students use technology to seek feedback that informs and improves their practice and to demonstrate their learning in a variety of ways.
- 2. **Digital Citizen:**
 - **ISTE 2a:** Students cultivate and manage their digital identity and reputation and are aware of the permanence of their actions in the digital world.
 - **ISTE 2b:** Students engage in positive, safe, legal, and ethical behavior when using technology, including social interactions online or when using networked devices.
- 3. **Knowledge Constructor:**
 - **ISTE 3a:** Students plan and employ effective research strategies to locate information and other resources for their intellectual or creative pursuits.
 - **ISTE 3b:** Students evaluate the accuracy, perspective, credibility, and relevance of information, media, data, or other resources.
 - **ISTE 3c:** Students curate information from digital resources using a variety of tools and methods to create collections of artifacts that demonstrate meaningful connections or conclusions.
- 4. **Innovative Designer:**
 - **ISTE 4a:** Students use a variety of technologies within a design process to identify and solve problems by creating new, useful, or imaginative solutions.
 - **ISTE 4b:** Students select and use digital tools to plan and manage a design process that considers design constraints and calculated risks.
 - **ISTE 4d:** Students exhibit a tolerance for ambiguity, perseverance, and the capacity to work with open-ended problems.
- 5. **Computational Thinker:**
 - **ISTE 5a:** Students formulate problem definitions suited for technology-assisted methods, such as data analysis, abstract models, and algorithmic thinking in exploring and finding solutions.
 - **ISTE 5b:** Students collect data or identify relevant data sets, use digital tools to analyze them, and represent data in various ways to facilitate problem-solving and decision-making.
 - **ISTE 5c:** Students break problems into component parts, extract key information, and develop descriptive models to understand complex systems or facilitate problem-solving.
- 6. **Creative Communicator:**
 - **ISTE 6a:** Students choose the appropriate platforms and tools for meeting the desired objectives of their creation or communication.
 - **ISTE 6b:** Students create original works or responsibly repurpose or remix digital resources into new creations.
 - **ISTE 6d:** Students publish or present content that customizes the message and medium for their intended audiences.
- 7. **Global Collaborator:**
 - **ISTE 7a:** Students use digital tools to connect with learners from a variety of backgrounds and cultures, engaging with them in ways that broaden mutual understanding and learning.

- **ISTE 7b:** Students use collaborative technologies to work with others, including peers, experts, or community members, to examine issues and problems from multiple viewpoints.

Technology Skills Covered:

- **Word Processing and Document Design (Microsoft Word):**
 - Students learn how to structure, format, and present written content effectively, aligning with ISTE standards on creating original works and customizing messages for audiences.
- **Digital Notetaking and Organization (OneNote):**
 - Students develop skills in organizing their research, ideas, and drafts, fostering effective digital organization and planning.
- **Creative Writing and Story Planning (ChatGPT, AI):**
 - Students utilize AI tools to generate ideas, refine prompts, and experiment with storytelling, encouraging innovative design and computational thinking.
- **Research and Information Management (Web Searches, AI Tools):**
 - Students practice gathering, evaluating, and organizing information digitally, reinforcing their ability to construct knowledge and act as informed digital citizens.

By integrating these technology tools into your course, you're helping students not only become better writers but also equipping them with essential digital literacy skills that align with modern educational standards.